



### District Report Card: 2017


|                       |                             |
|-----------------------|-----------------------------|
| <b>State:</b> Gujarat | <b>District:</b> Amreli     |
| <b>Class:</b> 3       | <b>Subject:</b> Mathematics |
| <b>Schools:</b> 61    | <b>Students:</b> 1267       |


### Participation/Coverage


#### Students

|  |        |       |        |       |
|--|--------|-------|--------|-------|
| <div>GENDER</div> <div></div> | Boys   |       | Girls  |       |
|  | Number | %     | Number | %     |
|  | 601    | 47.43 | 666    | 52.57 |

|   |        |       |        |       |
|---|--------|-------|--------|-------|
| <div>AREA</div> <div></div> | Rural  |       | Urban  |       |
|   | Number | %     | Number | %     |
|   | 1048   | 82.72 | 219    | 17.28 |

|  |        |       |        |      |        |       |        |      |
|--|--------|-------|--------|------|--------|-------|--------|------|
| <div>CATEGORY</div> <div></div> | SC     |       | ST     |      | OBC    |       | GEN    |      |
|  | Number | %     | Number | %    | Number | %     | Number | %    |
|  | 140    | 11.05 | 40     | 3.16 | 1007   | 79.48 | 80     | 6.31 |

|  |    |    |    |      |    |     |
|--|----|----|----|------|----|-----|
| <div>CWSN</div> <div></div> | LD | VI | HI | S&LD | ID | Oth |
|  | 1  | 1  | 0  | 1    | 0  | 22  |

|  |            |        |                  |      |
|--|------------|--------|------------------|------|
| <div>Management</div> <div></div> | Government |        | Government-aided |      |
|  | Number     | %      | Number           | %    |
|  | 1267       | 100.00 | 0                | 0.00 |

### Average Performance of Students in Mathematics (%)

| Overall | Gender |        | Area  |       | Management |       | Social Group |       |       |       |
|---------|--------|--------|-------|-------|------------|-------|--------------|-------|-------|-------|
|         | Male   | Female | Rural | Urban | Govt.      | Aided | SC           | ST    | OBC   | GEN   |
| 64.20   | 64.95  | 63.53  | 66.02 | 55.49 | 64.20      | 0.00  | 64.24        | 61.33 | 64.01 | 68.08 |

## Performance on Learning Outcomes (LOs)

| Learning Outcomes | Description   | Average Performance(%) |
|-------------------|---|------------------------|
| M301              | Reads and writes numbers up to 999 using place value  | 54.78                  |
| M302              | Compares numbers up to 999 based on their place values  | 74.19                  |
| M303              | Solves simple daily life problems using addition and subtraction of three digit numbers with and without regrouping   | 57.76                  |
| M304              | Constructs and uses the multiplication facts (up till 10) in daily life situations                                    | 63.46                  |
| M305              | Analyses and applies an appropriate number operation in the situation/ context  | 64.01                  |
| M306              | Explains the meaning of division facts by equal grouping/sharing and finds it by repeated subtraction                 | 67.88                  |
| M309              | Identifies and makes 2D-shapes by paper folding, paper cutting on the dot grid, using straight lines etc.             | 81.38                  |
| M311              | Fills a given region leaving no gaps using a tile of a given shape  | 48.43                  |
| M312              | Estimates and measures length and distance using standard units like centimeters or meters & identifies relationships | 45.79                  |
| M317              | Reads the time correctly to the hour using a clock/watch  | 67.09                  |
| M318              | Extends patterns in simple shapes and numbers   | 57.58                  |
| M319              | Records data using tally marks, represents pictorially and draws conclusions  | 79.56                  |

| Range of Performance of Students who Answered Correctly |       |           |       |           |       |           |       |
|---|-------|-----------|-------|-----------|-------|-----------|-------|
| Below 30%   |       | 30% - 50% |       | 50% - 75% |       | Above 75% |       |
| Number  | %     | Number    | %     | Number    | %     | Number    | %     |
| 137   | 10.81 | 233       | 18.39 | 417       | 32.91 | 480       | 37.88 |

## Lowest Performing Learning Outcomes (LOs)

- 1 - Estimates and measures length and distance using standard units like centimeters or meters & identifies relationships (45.79)
- 2 - Fills a given region leaving no gaps using a tile of a given shape (48.43)
- 3 - Reads and writes numbers up to 999 using place value (54.78)
- 4 - Extends patterns in simple shapes and numbers (57.58)
- 5 - Solves simple daily life problems using addition and subtraction of three digit numbers with and without regrouping (57.76)